



SHOWA SOKKI - VIBRATION MEASURING INSTRUMENTS GENERAL CATALOG





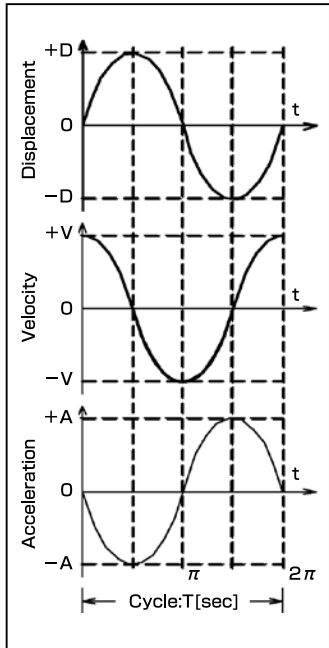
Table of Contents



Vibration Application and Theory	2
Portable Vibration Meter	
Portable Digital Display Vibration Meter	
Normal	MODEL-1332B
Measurement Range is 10 Times	MODEL-1332B-01H
Resolution is 10 Times	MODEL-1332B-01L
Light Detector	MODEL-1332B-00F
Peak Hold Type Portable Digital Acceleration Meter	MODEL-1340A
Portable Vibration Meter with Frequency Analyzing Unit	MODEL-1022A
Portable Vibration Meter with Low Frequency Analyzing Unit	MODEL-1422A
Portable Low Frequency Vibration Meter	MODEL-2403, 2403-12
Low Cost Vibration Observation Meter	
Measuring Acceleration	MODEL-2502-01
Measuring Velocity	MODEL-2502-02
Measuring Displacement (200 μ m _{p-p})	MODEL-2502-03
Measuring Displacement (2mm _{p-p})	MODEL-2502-03H
Digital Meter for Measuring Vibration	MODEL-2590B
High Performance Vibration Meter	
A Single Unit of AMP	MODEL-1607
Multi Channel AMP	MODEL-1607A
AMP for Detector	MODEL-4035-50
Power Supply for Detector	MODEL-9400-4
Portable Vibration Calibrator	MODEL-8100
Portable Balancer	
Portable Balancing Meter (Strobe)	MODEL-7102A
Portable Balancing Meter for Low Frequency (Key Phaser)	MODEL-7130
Portable Balancing Meter (Key Phaser)	MODEL-7135
Portable Balancing Meter with Built-in Frequency Analyze	MODEL-7200A

Vibration Application and Theory

Dimensions and Units Representing Vibrations



Relations between the frequency of sine wave vibrations and displacement, velocity and acceleration.

The frequency is expressed with the equation of

$$f = 1/T \text{ [Hz]}$$

if the cycle is indicated to be T [sec] and an instantaneous value of the displacement can be expressed with the equation of

$$d = D \sin (2*\pi*f*t)$$

and at the same time, an instantaneous value of the velocity of "v [m/s]" can be expressed with the equation of

$$v = V \cos (2*\pi*f*t)$$

and further at the same time, an instantaneous value of the acceleration of "a [m/s²]" can be expressed with the equation of

$$a = A \sin (2*\pi*f*t)$$

Note that the Unit [G] heretofore been used is being changed to read 9.8 [m/s²] in the new SI Unit regulations.

Conversion Formula of Sine Wave Vibration

The following conversion formulae may come into existence in regard to sine wave vibrations.

Velocity: $V = 2*\pi*f*D$, Acceleration: $A = D*(2*\pi*f)^2$

as f: frequency [Hz], A: acceleration [m/s²], V: velocity [m/s],

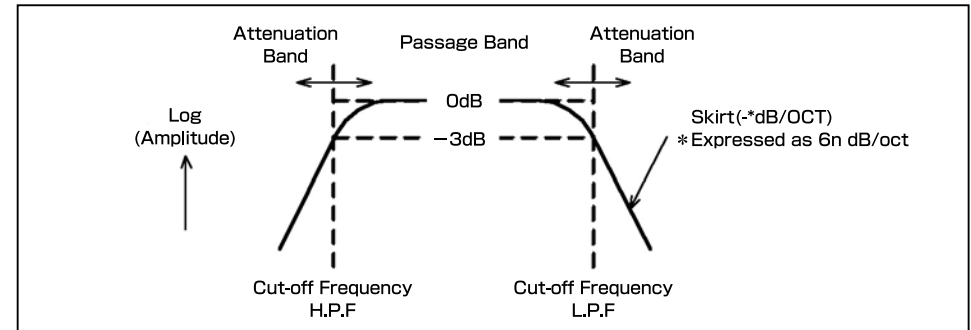
and D: displacement (m).

Specification of Filter

High Pass Filter (H.P.F.): High sphere passing

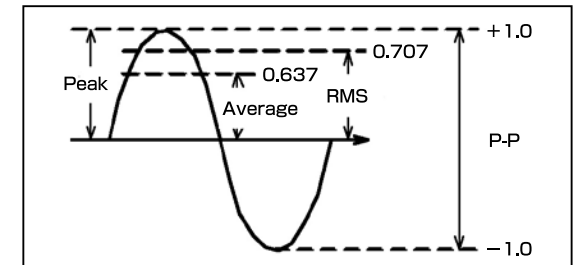
Band Pass Filter (B.P.F.): Band sphere passing

Low Pass Filter (L.P.F.): Low sphere passing



Methods of Expressing Vibrating Amount


Expressions in vibration meters will be as shown in the sketch with peak value (one-way amplitude), P-P value (two-ways amplitude), RMS value (effective value), AVE value (averaged value) and so on.



The relations between waveform detection systems and kinds of indications are shown in the following table.




Detection / Indication	Indicated Values		
	Sine	Triangular	Rectangular
AVE / Peak	1.00	0.785	1.57
AVE / RMS	1.00	0.962	1.11
RMS / Peak	1.00	0.816	1.41

Portable Vibration Meter -1

Classification		Portable Digital Display Vibration Meter			
					
Outline		Normal	Measurement Range is 10 Times.	Resolution is 10 Times	Light Detector (1g)
Model		1332B	1332B-01H	1332B-01L	1332B-00F
Detector		MODEL-2304A	MODEL-2304A	MODEL-2369	MODEL-2302B
Measurement Range	Acceleration	0.01 to 199.9m/s ² _{Peak}	0.1 to 1999m/s ² _{Peak}	0.001 to 19.99m/s ² _{Peak}	0.01 to 199.9m/s ² _{Peak}
	Velocity	0.01 to 199.9mm/s _{RMS}	0.1 to 1999mm/s _{RMS}	0.001 to 19.99mm/s _{RMS}	0.01 to 199.9mm/s _{RMS}
	Displacement	0.001 to 19.99mm _{p-p}	0.001 to 19.99mm _{p-p}	0.1 to 1999μm _{p-p}	0.001 to 19.99mm _{p-p}
Frequency Range	Acceleration	5 to 5,000Hz (± 1dB)	5 to 5,000Hz (± 1dB)	5 to 5,000Hz (± 1dB)	5 to 1,000Hz (± 3dB)
	Velocity	10 to 1,000Hz (*2)	10 to 1,000Hz (*2)	10 to 1,000Hz (*2)	10 to 1,000Hz (± 3dB)
	Displacement	10 to 1,000Hz (± 1dB)	10 to 1,000Hz (± 1dB)	10 to 1,000Hz (± 1dB)	10 to 1,000Hz (± 3dB)
Accuracy (*1)	Acceleration	± 3% ± 1digit of Reading	± 3% ± 1digit of Reading	± 3% ± 1digit of Reading	± 3% ± 1digit of Reading
	Velocity	± 3% ± 5digit of Reading	± 3% ± 5digit of Reading	± 3% ± 5digit of Reading	± 3% ± 5digit of Reading
	Displacement				
Analog Output		± 2V (Full Scale)			
Power		6F22 (9V)			
Size (Dimension : mm)		W75 × H130 × D24			
Weight		Approx. 230g			

(*1)80Hz, F.S./2, at 20 ± 5 deg. C. (*2) Complies with ISO2954-Requirements for instruments for measuring vibration severity



Portable Vibration Meter -2

Classification		Peak Hold Type Portable Digital Acceleration Meter	Portable Vibration Meter with Frequency Analyzing Unit	Portable Vibration Meter with Low Frequency Analyzing Unit	Portable Low Frequency Vibration Meter
					
Model		MODEL-1340A	MODEL-1022A	MODEL-1422A	MODEL-2403-12
Detector		MODEL-2304A	MODEL-2008	MODEL-2400A	MODEL-2403
Measurement Range	Acceleration	1 to 1999m/s ² _{Peak}	0.3 to 30m/s ² _{Peak} (*4)	0.3 to 30m/s ² _{Peak} (*4)	0.01 to 10m/s ² _{Peak} (*4)
	Velocity	-	1 to 100mm/s _{RMS} (*4)	0.1 to 10cm/s _{Peak} (*4)	0.1 to 100mm/s _{Peak} (*4)
	Displacement	-	10 to 1,000μm _{p-p} (*4)	0.1 to 10mm _{p-p} (*4)	1 to 1,000μm _{Peak} (*4)
Frequency Range	Acceleration	5 to 5,000Hz (± 5%)	10 to 1,000Hz	1 to 100Hz	0.2 to 150Hz (+0.5dB, -3dB)
	Velocity	-			0.7 to 150Hz (+0.5dB, -3dB)
	Displacement	-			0.85 to 150Hz (+0.5dB, -3dB)
Accuracy (*1)	Acceleration	± 3% ± 1digit of Reading (*1)	± 3% (*2)	± 3% (*3)	± 3% (*5)
	Velocity	-			
	Displacement	-			
Analog Output	Acceleration	1mV/(m/s ²)	± 1V/F.S.	± 1V/F.S.	± 1V/F.S., DC1V/F.S.
	Velocity	-			
	Displacement	-			
Display		LCD 3(1/2) digits, Sampling rate about 3 times/sec	Analog Meter	Analog Meter	Analog Meter
Power		6F22 (9V)	6F22 (9V)	6F22(9V)	6F22(9V) 2 pcs.
Size (Dimension: mm)		W75 × H130 × D24	W85 × H190 × D55	W85 × H190 × D55	W96 × H155 × D48
Weight		Approx. 220g	Approx. 750g	Approx. 750g	Approx. 700g

(*1) 80Hz 100m/s² at 23 deg. C. ± 3 deg. C. (*2) 80Hz 100μmP-P at 23 deg. C. ± 3 deg. C. (*3) 16Hz 1mmP-P at 23 deg. C. ± 3 deg. C. (*4) Switchable per 10dB step (*5) 16Hz 1m/s² at 25 deg. C.

Low Cost Vibration Observation Meter






/ Digital Meter for Measuring Vibration

Classification		Low Cost Vibration Observation Meter.				Digital Meter for Measuring Vibration
						
Outline		Measuring Acceleration	Measuring Velocity	Measuring Displacement		Digital Meter
Model		MODEL-2502-01	MODEL-2502-02	MODEL-2502-03	MODEL-2502-03H	MODEL-2590B
Detector		-		-	-	MODEL-2502 series
Measurement Range	Acceleration	100m/s ² _{Peak}	-	-	-	-
	Velocity	-	50mm/s _{RMS}	-	-	-
	Displacement	-	-	200μm _{p-p}	2mm _{p-p}	-
Frequency Range	Acceleration	5 to 1,000Hz (-3dB)	-	-	-	-
	Velocity	-	10 to 1,000Hz (-3dB)	-	-	-
	Displacement	-	-	10 to 500Hz (-3dB)	10 to 500Hz (-3dB)	-
Accuracy		± 5% (*1)				± 0.3% ± 1digit (*2)
Output		4 to 20mA DC				Various option having
Display		-				LED 5 digits
Power		9 to 28V DC				85 to 264V AC
Size (Dimension : mm)		φ 45 × H45				W96 × D92 × H48
Weight		Approx. 105g (Without Cable)				Approx. 300g

(*1) 80Hz F.S./2 at 20 deg. C. (*2) 23 deg. C. ± 5deg. C.

High Performance Vibration Meter

/ AMP for Detector / Power Supply for Detector / Portable Vibration Calibrator

Classification	High Performance Vibration Meter		AMP for Detector	Power Supply for Detector	Portable Vibration Calibrator
					
Outline	A Single Unit of AMP	Multi Channel AMP	AMP for Detector	Power Supply for Detector	Portable Vibration Calibrator
Model	MODEL-1607	MODEL-1607A	MODEL-4035-50	MODEL-9400-4	MODEL-8100
Detector	1.00 to 99.9pC/G or 1.00 to 99.9mV		Charge/Built-in AMP	(*7)	-
Measurement Range	Acceleration 1	0.03 to 3,000G _{Peak} (*1)	0.1 to 100m/s ² _{Peak} (*1)	-	0 to 199.9m/s ² (*11)
	Acceleration 2	0.3 to 30,000m/s ² _{Peak} (*1)			
	Velocity	0.3 to 30,000cm/s _{Peak} (*1)			
	Displacement 1	0.1 to 10,000mm _{Peak} (*1)			
	Displacement 2	0.01 to 1,000mm _{Peak} (*1)			
Frequency Range	Acceleration 1	1 to 50,000Hz (± 1dB)	0.5 to 100,000Hz (+1dB -3dB)	1Hz to Limit of Detector	80Hz or 500Hz (*12)
	Acceleration 2				
	Velocity	3 to 1,000Hz (± 0.5dB)			
	Displacement 1	3 to 500Hz (± 0.5dB)			
	Displacement 2	10 to 500Hz (± 0.5dB)			
Accuracy	± 3% (*2)		± 1.5% (*8)	-	± 3% (*13)
Output	± 1V/F.S. and DC1V/F.S.		± 1V/F.S.	-	± 2V/F.S.
Display	Analog Meter	(*4)	(*9)	-	LED 3(1/2) digits
Power	(*3)	(*5)	(*10)	85 to 132V AC	90 to 110V AC
Size (Dimension : mm)	W90 × H177 × D230	W35 × H177 × D230 (*6)	W34.5 × D152 × H99	W132 × D180 × H40	W120 × D200 × H200
Weight	Approx. 2kg	Approx. 750g/CH	Approx. 320g	-	Approx. 6.5kg





(*1) Switchable per 10dB step (*2) At time of input 80Hz, 100pC (*3) With 4 ea UM 3 single type dry battery or on 100V AC (*4) Analog meter display through MODEL-1607A-10M

(*5) Supply from MODEL-1607A-10M, which is operating on 100V AC (*6) A single unit of AMP (*7) Acceleration detector with built-in AMP

(*8) 1,000Hz 25 deg. C. (*9) Analog meter display through MODEL-4035-10M (*10) Supply from MODEL-4035-10M, which is operating on 100V AC, or AC adapter 100 to 240V AC

(*11) Vibration exciting force: 9.8N Max., amplitude: 5mm_{p-p} max. (*12) 5 to 2,000Hz by external exciter (*13) At 80Hz, 10m/s² 25 deg. C.

Portable Balancer

Classification		Portable Balancing Meter (Strobe)	Portable Balancing Meter for Low Frequency (Key Phaser)	Portable Balancing Meter (Key Phaser)	Portable Balancing Meter with built-in Frequency Analyze
					
Model		MODEL-7102A	MODEL-7130	MODEL-7135	MODEL-7200A
Detector		MODEL-2008	MODEL-SSC-7510	MODEL-2007	MODEL-2009
Measurement Range	Acceleration	-	-	-	1 to 100m/s ² _{Peak} (*1)
	Velocity	-	-	-	1 to 100mm/s _{Peak} (*1)
	Displacement	10 to 1,000μm _{p-p} (*1)	0.1 to 3.16mm _{p-p} (*1)	3.16 to 1,000μm _{p-p} (*1)	1 to 100 (× 1/100mm _{p-p}) (*1)
Frequency Range	Acceleration	-	-	-	15 to 200Hz (-3dB)
	Velocity	-	-	-	
	Displacement	10 to 500Hz	1 to 100Hz (± 0.5dB)	15 to 500Hz (-3dB)	
Accuracy		-	-	-	-
Output		± 1V/F.S.	± 5V/F.S.	± 5V/F.S. and DC5V/F.S.	± 2V/F.S.
Display		Analog Meter	Analog Meter	Digital Meter	Analog and Digital Meter
Power		100V AC	100V AC	100V AC	100V AC
Size (Dimension: mm)		W240 × D150 × H120	W300 × D149 × H149	W260 × D180 × H100	W300 × D230 × H123
Weight		Approx. 2.5kg	-	Approx. 2.3kg	Approx. 4.5kg

(*1) Switchable per 10dB step



1-5-9 Kandaizumi-cho, Chiyoda-ku, Tokyo, 101-0024, JAPAN
 TEL.+81-3-3866-3210 FAX.+81-3-3866-3060 Email.eigy@showasokki.co.jp

www.showasokki.co.jp

English Page. www.showasokki.co.jp/index_e.html

